

Ranking: Iowa is 15th this year; it was 16th in 2008.

Strengths: Strengths include a high rate of high school graduation with 86.9 percent of incoming ninth graders who graduate within four years, a low rate of uninsured population at 9.4 percent, a low infant mortality rate at 5.2 deaths per 1,000 live births and few poor mental and physical health days per month at 2.8 days and 3.1 days in the previous 30 days, respectively.

Challenges: Challenges include a high prevalence of binge drinking at 20.1 percent of the population and limited availability of primary care physicians with 83.9 primary care physicians per 100,000 population. Iowa ranks lower for determinants than for health outcomes, indicating that overall healthiness may decline over time.

Significant Changes:

- ▲ In the past year, public health funding increased from \$45 to \$51 per person.
- ▼ In the past five years, the prevalence of smoking decreased from 21.7 percent to 18.7 percent of the population.

- ▲ In the past ten years, immunization coverage increased from 47.7 percent to 77.3 percent of children ages 19 to 35 months receiving complete immunizations.
- ▲ Since 1990, the prevalence of obesity increased from 12.8 percent to 26.7 percent of the population.

Health Disparities: In Iowa, smoking is more prevalent among non-Hispanic blacks at 34.8 percent than non-Hispanic whites at 19.5 percent. Mortality rates vary by race and ethnicity in Iowa, with 1,000.9 deaths per 100,000 population among blacks compared to whites, who experience 755.0 deaths per 100,000 population.

State Health Department Web Site:
www.idph.state.ia.us

Overall Rank: 15

Change: ▲ 1

Determinants Rank: 18

Outcomes Rank: 5

Strengths:

- High rate of high school graduation
- Low infant mortality rate
- Low rate of uninsured population
- Few poor mental and physical health days per month

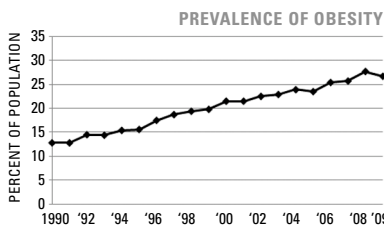
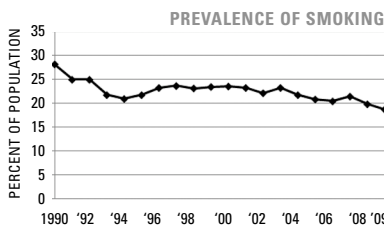
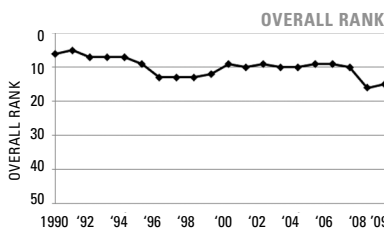
Challenges:

- High prevalence of binge drinking
- Limited availability of primary care physicians

Significant Changes:

- In the past year, per capita public health funding increased by 13%
- In the past five years, the prevalence of smoking declined by 14%
- In the past ten years, immunization coverage increased by 62%
- Since 1990, the prevalence of obesity increased by 109%

ECONOMIC ENVIRONMENT	
Unemployment Rate (Aug 2009)	6.8%
Underemployment Rate (2008)	7.6%
Median Household Income (2008)	\$50,142



	2009		NO. 1 STATE
	VALUE	RANK	
DETERMINANTS			
Prevalence of Smoking (Percent of population)	18.7	28	9.3
Prevalence of Binge Drinking (Percent of population)	20.1	48	9.0
Prevalence of Obesity (Percent of population)	26.7	26	19.1
High School Graduation (Percent of incoming ninth graders)	86.9	3	87.5
BEHAVIORS			
Violent Crime (Offenses per 100,000 population)	284	17	118
Occupational Fatalities (Deaths per 100,000 workers)	6.1	37	3.1
Infectious Disease (Cases per 100,000 population)	6.2	9	2.4
Children in Poverty (Percent of persons under age 18)	13.8	11	8.6
Air Pollution (Micrograms of fine particles per cubic meter)	10.5	22	4.8
COMMUNITY & ENVIRONMENT			
Lack of Health Insurance (Percent without health insurance)	9.4	5	5.4
Public Health Funding (Dollars per person)	\$51	37	\$220
Immunization Coverage (Percent of children ages 19 to 35 months)	77.3	27	85.0
PUBLIC & HEALTH POLICIES			
Prenatal Care (Percent of pregnant women)*	78.8	—	—
Primary Care Physicians (Number per 100,000 population)	83.9	47	190.0
Preventable Hospitalizations (Number per 1,000 Medicare enrollees)	68.7	23	29.3
CLINICAL CARE			
ALL DETERMINANTS	18	0.83	
HEALTH OUTCOMES			
Poor Mental Health Days (Days in previous 30 days)	2.8	5	2.2
Poor Physical Health Days (Days in previous 30 days)	3.1	5	2.7
Geographic Disparity (Relative standard deviation)	10.0	17	4.3
Infant Mortality (Deaths per 1,000 live births)	5.2	5	4.8
Cardiovascular Deaths (Deaths per 100,000 population)	270.0	23	212.6
Cancer Deaths (Deaths per 100,000 population)	190.7	20	144.7
Premature Death (Years lost per 100,000 population)	6,169	6	5,995
ALL HEALTH OUTCOMES	0.27	5	0.35
OVERALL	0.50	15	1.06

— indicates data not available. *See measure description for full details.