

Ranking: Maine is 9th this year; it was 12th in 2008.

Strengths: Strengths include a low violent crime rate at 118 offenses per 100,000 population, a low rate of uninsured population at 9.6 percent, low geographic disparity within the state at 7.8 percent and ready availability of primary care physicians with 129.3 primary care physicians per 100,000 population. Maine ranks higher for health determinants than for health outcomes, indicating that overall healthiness should improve over time.

Challenges: Challenges include a high rate of cancer deaths at 211.3 deaths per 100,000 population, low public health funding at \$61 per person and low immunization coverage with 76.2 percent of children ages 19 to 35 months receiving complete immunizations.

Significant Changes:

- ▲ In the past year, public health funding increased from \$51 to \$61 per person.
- ▼ In the past five years, the prevalence of smoking decreased from 23.7 percent to 18.1 percent of the population.

- ▲ In the past ten years, the prevalence of obesity increased from 17.4 percent to 25.8 percent of the population.
- ▼ Since 1990, the rate of deaths from cardiovascular disease decreased from 408.0 to 256.0 deaths per 100,000 population.

Health Disparities: In Maine, smoking is more prevalent among Hispanics at 24.4 percent than non-Hispanic whites at 19.4 percent. Mortality rates vary by race and ethnicity in Maine, with 822.1 deaths per 100,000 population among whites compared to Hispanics, who experience 306.5 deaths per 100,000 population.

State Health Department Web Site:
www.maine.gov/dhhs

Overall Rank: 9

Change: ▲3

Determinants Rank: 8

Outcomes Rank: 21

Strengths:

- Low violent crime rate
- Low rate of uninsured population
- Ready availability of primary care physicians
- Low geographic disparity within the state

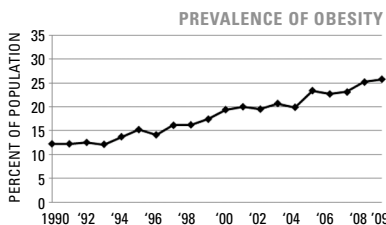
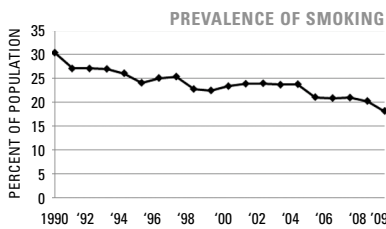
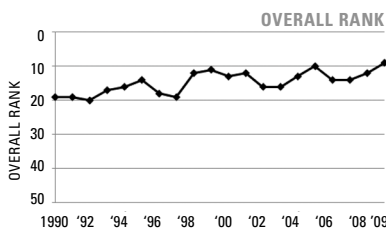
Challenges:

- Low immunization coverage
- High rate of cancer deaths

Significant Changes:

- In the past year, per capita public health funding increased by 20%
- In the past five years, the prevalence of smoking decreased by 24%
- In the past ten years, the prevalence of obesity increased by 48%
- Since 1990, the rate of deaths from cardiovascular disease decreased by 37%

ECONOMIC ENVIRONMENT	
Unemployment Rate (Aug 2009)	8.6%
Underemployment Rate (2008)	10.9%
Median Household Income (2008)	\$47,228



DETERMINANTS	2009		NO. 1 STATE
	VALUE	RANK	
BEHAVIORS			
Prevalence of Smoking (Percent of population)	18.1	23	9.3
Prevalence of Binge Drinking (Percent of population)	15.8	25	9.0
Prevalence of Obesity (Percent of population)	25.8	22	19.1
High School Graduation (Percent of incoming ninth graders)	76.3	26	87.5
COMMUNITY & ENVIRONMENT			
Violent Crime (Offenses per 100,000 population)	118	1	118
Occupational Fatalities (Deaths per 100,000 workers)	4.6	18	3.1
Infectious Disease (Cases per 100,000 population)	7.9	12	2.4
Children in Poverty (Percent of persons under age 18)	17.1	21	8.6
Air Pollution (Micrograms of fine particles per cubic meter)	9.4	18	4.8
PUBLIC & HEALTH POLICIES			
Lack of Health Insurance (Percent without health insurance)	9.6	6	5.4
Public Health Funding (Dollars per person)	\$61	32	\$220
Immunization Coverage (Percent of children ages 19 to 35 months)	76.2	32	85.0
CLINICAL CARE			
Prenatal Care (Percent of pregnant women)*	83.4	—	—
Primary Care Physicians (Number per 100,000 population)	129.3	10	190.0
Preventable Hospitalizations (Number per 1,000 Medicare enrollees)	64.5	16	29.3
ALL DETERMINANTS			
	0.44	8	0.83
HEALTH OUTCOMES			
Poor Mental Health Days (Days in previous 30 days)	3.5	32	2.2
Poor Physical Health Days (Days in previous 30 days)	3.5	28	2.7
Geographic Disparity (Relative standard deviation)	7.8	7	4.3
Infant Mortality (Deaths per 1,000 live births)	6.6	25	4.8
Cardiovascular Deaths (Deaths per 100,000 population)	256.0	17	212.6
Cancer Deaths (Deaths per 100,000 population)	211.3	43	144.7
Premature Death (Years lost per 100,000 population)	6,594	16	5,995
ALL HEALTH OUTCOMES			
	0.13	21	0.35
OVERALL			
	0.57	9	1.06

— indicates data not available. *See measure description for full details.