

MINNESOTA

Ranking: Minnesota is 6th this year, unchanged from 2010.

Highlights:

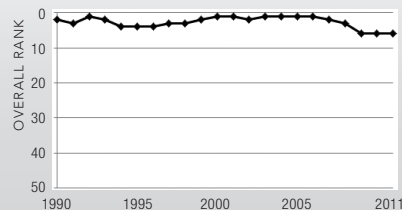
- While smoking has decreased from 19.8 percent to 14.9 percent of adults in the past ten years, 599,000 people still smoke in Minnesota.
- In the past year, the percentage of children in poverty decreased from 17.4 percent to 13.9 percent of persons under age 18.
- In the past year, the rate of preventable hospitalizations decreased from 55.1 to 52.9 discharges per 1,000 Medicare enrollees.
- In the past ten years, obesity increased from 17.4 percent to 25.4 percent of the adult population, with more than 1.0 million obese adults in Minnesota.
- In the past ten years, diabetes increased from 4.9 percent to 6.7 percent of the population, with 269,000 adults with diabetes in the state.
- The violent crime rate decreased in the last five years from 297 to 236 offenses per 100,000 population.

Health Disparities:

In Minnesota, smoking is more prevalent among Hispanics at 20.8 percent and non-Hispanic blacks at 21.3 percent than non-Hispanic whites at 15.9 percent. Diabetes is more prevalent among non-Hispanic whites at 6.3 percent than non-Hispanic blacks at 3.4 percent but less prevalent than Hispanics at 7.4 percent of adults.

State Health Department Web Site: www.health.state.mn.us

Overall Rank: 6



Change: no change
Determinants Rank: 7
Outcomes Rank: 2

Strengths:

- Low rate of deaths from cardiovascular disease
- Low rate of uninsured population
- High rate of high school graduation

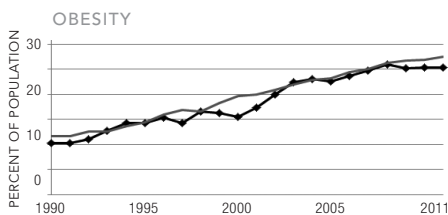
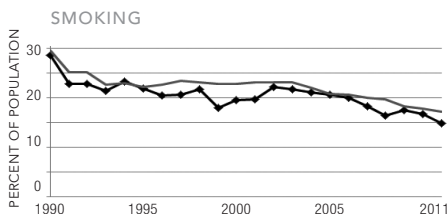
Challenges:

- High incidence of infectious disease
- Low per capita public health funding
- High prevalence of binge drinking

MINNESOTA

ECONOMIC ENVIRONMENT	MN	U.S.
Unemployment Rate (Aug 2011)	7.2%	8.3%
Underemployment Rate (2010)	13.8%	16.7%
Median Household Income (2010)	\$52,554	\$49,445

MEASURE	ADULT POPULATION AFFECTED		
	2001	2011	10-YR CHANGE
Smoking	719,000	599,000	-120,000
Obesity	632,000	1,021,000	389,000
Diabetes	178,000	269,000	91,000



For a more detailed look at this data, visit www.americashealthrankings.org/MN

DETERMINANTS	2011		NO. 1 STATE
	VALUE	RANK	
BEHAVIORS			
Smoking (Percent of adult population)	14.9	8	9.1
Binge Drinking (Percent of adult population)	18.4	44	6.7
Obesity (Percent of adult population)	25.4	14	21.4
High School Graduation (Percent of incoming ninth graders)	86.4	3	89.6
COMMUNITY & ENVIRONMENT			
Violent Crime (Offenses per 100,000 population)	236	9	122
Occupational Fatalities (Deaths per 100,000 workers)	2.5	1	2.5
Infectious Disease (Cases per 100,000 population)	23.2	49	2.3
Children in Poverty (Percent of persons under age 18)	13.9	12	6.2
Air Pollution (Micrograms of fine particles per cubic meter)	8.6	14	5.2
PUBLIC & HEALTH POLICIES			
Lack of Health Insurance (Percent without health insurance)	8.9	3	5.0
Public Health Funding (Dollars per person)	\$45	46	\$244
Immunization Coverage (Percent of children ages 19 to 35 months)	90.9	24	96.0
CLINICAL CARE			
Early Prenatal Care (Percent with visit during first trimester)	85.7*	11	—
Primary Care Physicians (per 100,000 population)	140.3	9	191.9
Preventable Hospitalizations (Number per 1,000 Medicare enrollees)	52.9	9	25.6
ALL DETERMINANTS	0.44	7	0.90
OUTCOMES			
Diabetes (Percent of adult population)	6.7	4	5.3
Poor Mental Health Days (Days in previous 30 days)	2.6	5	2.3
Poor Physical Health Days (Days in previous 30 days)	2.6	1	2.6
Geographic Disparity (Relative standard deviation)	11.3	24	4.8
Infant Mortality (Deaths per 1,000 live births)	5.8	11	4.7
Cardiovascular Deaths (Deaths per 100,000 population)	197.2	1	197.2
Cancer Deaths (Deaths per 100,000 population)	182.4	12	137.4
Premature Death (Years lost per 100,000 population)	5,499	3	5481
ALL OUTCOMES	0.31	2	0.32
OVERALL	0.76	6	1.20

— indicates data not available. * See measure description for full details.